



VK VENTURE
KAMLOOPS
INVEST IN OUR CITY

KAMLOOPS

SITE SELECTOR

GUIDE

Contents

Discover Kamloops – Invest in our City	3
Welcome to the City of Kamloops!	4
Demographics.....	5
Population (Kamloops only).....	5
Household Income	5
Household Income - % Distribution	5
INCOME DISTRIBUTION.....	5
Employment by Sector.....	6
Top Employers - 2014	6
Labour Force 2013	7
Labour Participation Rate	7
Average Income by Occupation – Thompson Okanagan Kootenay Area	8
Place of Work Status.....	9
Unemployment/Employment Rates.....	9
Labour Participation Rate by Gender - % Distribution (2014 estimated).....	9
Workforce Education Attainment.....	10
Language Knowledge	10
Commuting.....	11
Payroll Costs	12
Social Insurance (Canada Pension Plan - CPP)	12
Employment Insurance (EI).....	12
Workers Compensation	13
Taxation	14
Corporate Income Tax (As of Jan. 1, 2015)	14
Personal Income Tax 2015	14
Sales/Use Tax	14
Sales Tax Rate by Utility	15
Telephone Subject to Sale/Use Tax	15
Machinery and Equipment Subject to Sales/Use Tax	15
Sales/Use Tax on Tangible Property	15
Sales/Use Tax on Intangible Property.....	15
Property Tax 2015 – City of Kamloops.....	16
Subject to Personal Property Tax.....	16
Other.....	17
Transportation.....	17
Highways and Trucking	17
Distance to Major Centres	18
Motor Carriers/Trucks.....	18
Southern corridor specifications.....	18
Overhead clearance	19
Provincial permit centre.....	19
Railroads	19
Inland Ports.....	19
Port shipping distances	20
Nearest Ports	22
Custom Port of Entry.....	22
Closest Commercial Airports.....	23
General Aviation Airports	23
Warehouses	24
Couriers.....	24

- Industrial & Commercial Land Use** **26**
 - Industrial Land Zoned and Designated in Official Community Plan 26
 - Vacant Industrial Land Zoned and Designated in Official Community Plan 26
 - Acquisition of Crown Land 27
- Utilities** **27**
 - Water 27
 - Sewer 28
 - Electric Power 29
 - Natural Gas 31
 - Telecommunications 32
 - Landfill & Waste Management 33
 - Nearest Licensed Hazardous Materials Disposal Site 33
- Research Base** **34**
- Business Support Services** **34**
 - Business Associations 34
 - Business Licences 36
 - Financial institutions 36
- International Resources** **37**
 - Business Associations 37
 - Financial 37
 - Foreign Consulates 37
 - Languages 37
 - Air Transportation Service 38
- Government** **38**
 - City/Municipal 38
 - Regional (similar to US County) 39
 - First Nations Government 39
 - Provincial (similar to US State Government) 39
 - Premier (similar to US Governor) 39
 - Provincial Government Representation (similar to US Government Representation) 40
 - Federal Government Representation (similar to US Congresspersons) 40
 - Senators (similar to US Senators) 40
- Quality of Life** **41**
 - Climate 41
 - Crime Rate - 2014 41
- Culture and Recreation** **41**
 - Culture 41
 - Recreation 43
 - Recreational Outlets (Within a 2 Hour Drive) 43
 - Health 44
- Schools** **44**
 - Public Education 44
- Higher Education** **45**
 - Closest Four Year Institution 45
 - Closest Community and Technical Colleges 48
 - Other Training 49

Discover Kamloops – Invest in our City



Perfectly situated on four major highways, three rail lines and major airline routes, Kamloops is the transportation hub of BC's Southern Interior. By road, rail or air, whether it's moving goods or moving people, transportation in Kamloops is easy.

Vibrant Community

With over 86,000 residents (and servicing more than 137,000 area residents), Kamloops combines everything you expect from a dynamic cosmopolitan city with the friendly unhurried lifestyle of a smaller community. A projected growth rate of 1.0 – 1.9% means that Kamloops will remain vibrant for many years to come.

World Class Recreation

Kamloops is the ultimate location for recreation. As Canada's Tournament Capital, we welcome over 25,000 participants each year who spend more than \$11 million while enjoying our first class facilities. Even more visitors take advantage of our award winning championship golf courses, world-class ski resort, internationally acclaimed Kamloops Bike Ranch, and the dramatic landscape of our 82 parks.

Diverse Economy

A diverse economic base means that Kamloops is not reliant on any one industry. There are outstanding business opportunities in almost every sector. With its well-established transportation and communication infrastructure, small and large businesses thrive in Kamloops – the “second most cost-effective place to do business in the Pacific Northwest” (as ranked by KPMG).

Ready for Business

Kamloops is open for business and ready for you. Whether you need the high tech support of an innovative fibre optic network, citywide wireless internet access or one of the numerous vacant industrial parcels of land, our economic development staff can help you relocate your business and give you the competitive advantage you are looking for.

Highly Educated and Experienced Workforce

Employers in Kamloops enjoy access to a well-educated and skilled labour pool of more than 54,000 workers — providing a diverse labour force that is ready for your business now. With its main campus in Kamloops, Thompson Rivers University is one of Canada's newest and most comprehensive universities, offering a wide range of program options. More than 10,000 students are enrolled in undergraduate and graduate university degrees, career diplomas, certificates, and trades training, ensuring that an educated locally trained workforce is ready to work for you.

Welcome to the City of Kamloops!

Kamloops is proud to be known as Canada's Tournament Capital. Our new sports and recreation facilities provide everyone with the opportunity to maintain a fit and healthy lifestyle. The natural surroundings allows for year round recreational opportunities. Kamloops is proud to host many cultural and community groups that enrich our City.

It is a wonderful safe and healthy environment to raise a family.

Both the north and south shore offer excellent business services. Residents can find a unique blend of shops, boutiques, bakeries, coffee bars and restaurants both downtown and on the north shore. Our library and art gallery are in the heart of downtown.

The beautifully restored St. Andrews-on-the Square and Riverside Park offer a wonderful place to relax and enjoy our fine weather. McArthur Island hosts arenas, soccer fields and baseball fields and is used regularly for walking and roller blading. Kenna Cartwright Park and Peterson Creek Park have an abundance of excellent biking and hiking trails.

The City of Kamloops welcomes you. I hope you enjoy exploring our fine community and I am sure you will want to visit again soon.

Mayor Peter Milobar
City of Kamloops

7 Victoria Street West,
Kamloops, BC V2C 1A2



Demographics

Population (Kamloops only)

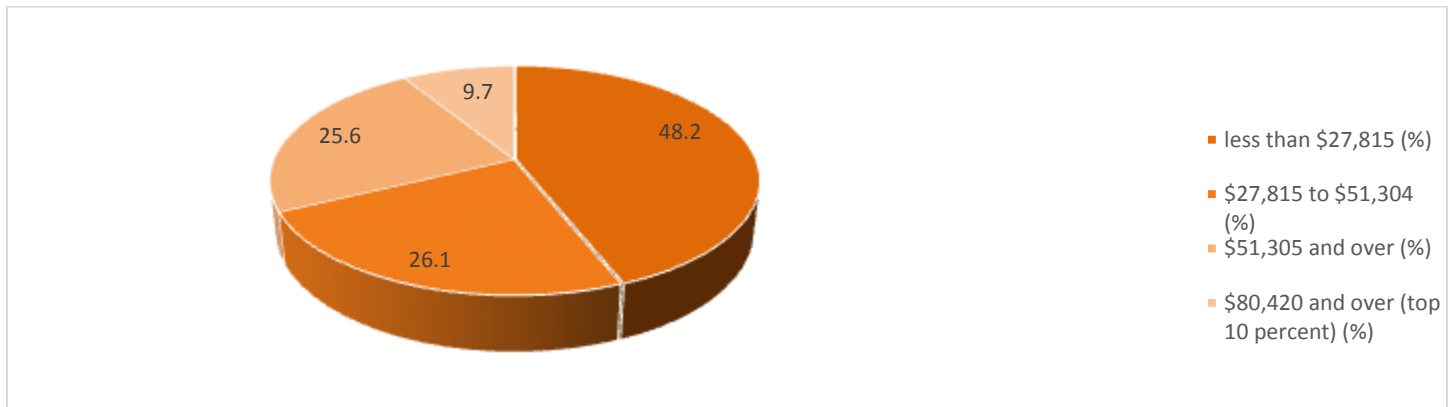
Population by Age Group Census	2011	% of Population	2006	% of Population	% Change from 2006
Under – 19	21,515	21.7	19,220	23.9	-2.11
20 – 34	18,860	19.1	15,075	18.8	0.40
35 – 54	28,140	28.5	24,740	30.8	-2.31
55-74	23,095	23.4	16,130	20.1	3.28
75 – Older	7,150	7.2	5,210	6.5	0.74
Total:	98,760	100	80,375	100	-2.11

Source: [Statistics Canada, 2006 & 2011](#)

Household Income

Household Income	2006	2009	2011	% Change from 2009
Total Households:	41,802	44,835	40,725	-9.2%
Average Single Income:	\$37,879	\$40,175	39,286*	-2.2%

Household Income - % Distribution



Source: Statistics Canada, 2001 Census Profile of BC CSD Kamloops, C – Household income in 2000 of private households

INCOME DISTRIBUTION

80,000 CDN and over	13,075
50,000 to 79,999 CDN	8,160
30,000 to 49,999 CDN	6,485
Less than \$29,999 CDN	7,315

Data Source: StatsCan – 2011 National Household Survey – “Income of Households in 2010”– www12.statcan.gc.ca/nhs-enm/2011/

Employment by Sector

Kamloops		British Columbia	
Sector (Industry)	Number	Sector (Industry)	Number
Forestry & Logging	750	Forestry & Logging	61,210
Mining and Oil & Gas	1,455	Mining and Oil & Gas	25,450
Construction	3,375	Construction	181,510
Manufacturing	2,340	Manufacturing	148,810
Transportation, Warehousing & Public Utilities	2,875	Transportation, Warehousing & Public Utilities	131,890
Wholesale Trade	1,650	Wholesale Trade	90,560
Retail Trade	6,250	Retail Trade	266,265
Services	21,895	Services	1,106,670
Finance, Insurance & Real Estate	2,225	Finance, Insurance, Real Estate & Leasing	203,910
Government	3,035	Government	143,875
Total	45,850	Total	2,354,245

Data Source: Stats Canada - "Census Profiles 2011" - www12.statcan.gc.ca/census-recensement/index-eng.cfm

Top Employers - 2014

Company	Sector	Number of Employees	Ownership	Website
Interior Health	Health Care	3,398	Public	www.interiorhealth.ca
School District No. 73	Education	1,636	Public	www.sd73.bc.ca
Highland Valley Copper Mine	Mining	1,380	Private	www.teck.com
New Gold Inc.	Mining	1,273	Private	www.newgold.com
Thompson Rivers University	Post-Secondary	1,165	Public	www.tru.ca
City of Kamloops	Local Government	750	Public	www.kamloops.ca
Horizon North	Manufacturing	632	Private	www.northerntrailer.com
BC Lottery Corporation	Gaming	440	Public	www.bclc.com
Domtar	Pulp & Paper	430	Private	www.domtar.com
CN Rail	Transportation & Logistics	378	Public	www.cn.ca

**Arrow
Transportation
Systems Inc.**

Transportation &
Logistics

270

Private

www.arrowtransportation.com

Labour Force 2013

In Labour Force	56,500
Employees	53,000
Unemployed	3,500

Data Source: [BC Stats](#)

Labour Participation Rate

Male	69.6%
Female	63.4%

Data Source: StatsCan – 2011 Census – “Labour Force Activity”



Average Income by Occupation – Thompson Okanagan Kootenay Area

Occupation	Median wage 2014 (\$/Hour)(\$CDN)
Accounting and Related Clerks	\$20.22
Administrative Officers	\$21.37
Bookkeepers	\$18.81
Business Development Officers and Marketing Researchers and Consultants	\$26.00
Carpenters	\$23.00
Construction Trades Helpers and Labourers	\$19.00
Delivery and Courier Service Drivers	\$15.00
Electronic Service Technicians (Household and Business Equipment)	\$22.86
Film and Video Camera Operators	\$23.54
Financial Auditors and Accountants	\$27.40
Gas Fitters	\$22.50
Heavy Equipment Operators (Except Crane)	\$25.27
Material Handlers	\$20.00
Mining Engineers	\$29.07
Primary Production Managers (Except Agriculture)	\$30.00
Producers, Directors, Choreographers and Related Occupations	\$25.91
Purchasing Agents and Officers	\$24.81
Railway and Yard Locomotive Engineers	\$32.05
Shippers and Receivers	\$14.92
Supervisors, Recording, Distributing and Scheduling Occupations	\$21.75
Support Occupations in Motion Pictures, Broadcasting and the Performing Arts	\$19.13
Tailors, Dressmakers, Furriers and Milliners	\$13.49
Telecommunications Installation and Repair Workers	\$30.00
Telecommunications Line and Cable Workers	\$26.98
Theatre, Fashion, Exhibit and Other Creative Designer	\$21.87
Truck Drivers	\$23.00
Welders and Related Machine Operators	\$27.60

For a complete list of Wages and Salaries in Thompson-Nicola BC visit www.labourmarketinformation.ca

Place of Work Status

Population in Private Households	#
Worked at home	80
Worked outside of Canada	0
No fixed workplace address	200
Worked at office	940

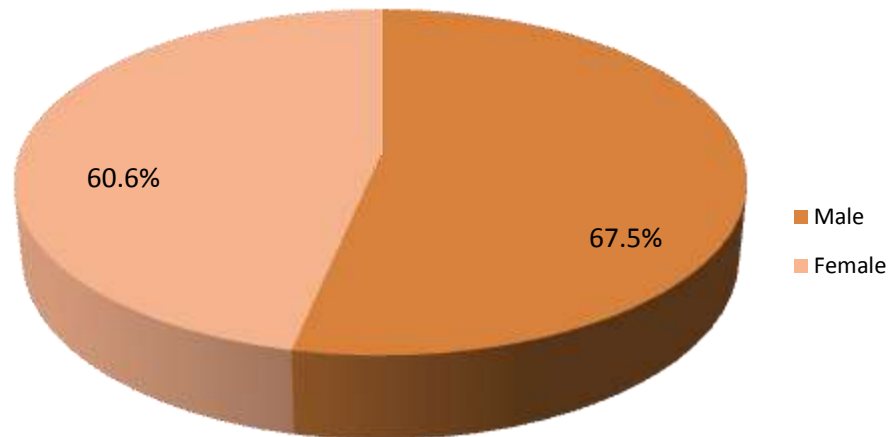
Source: [Statistics Canada, 2011 NHS Profile](#)

Unemployment/Employment Rates

	% of Population
Unemployment Rate:	5.1%
Labour Participation Rate:	68.8%

Source: statcan 2015, June

Labour Participation Rate by Gender - % Distribution (2014 estimated)



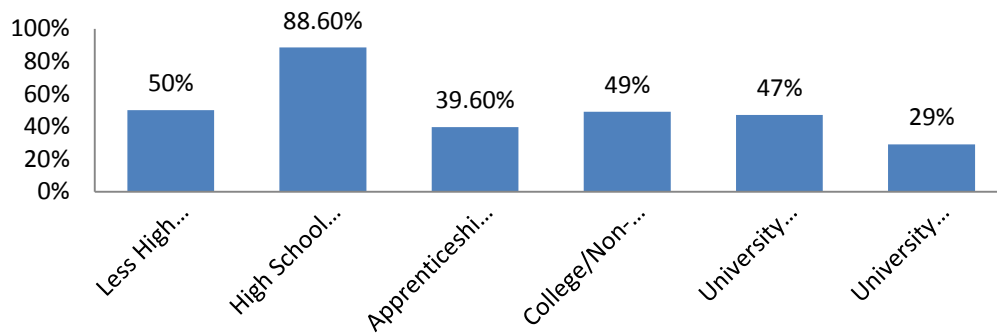
[BC Stats, 2012-BC Labour Force Participation Rate Predictions 2014-2033](#)

Labour Quality

Workforce Education Attainment

	% of Population over 15 years
Less High School Diploma:	50%
High School Diploma Only:	88.6%
Apprenticeship/Trades Certificate/Diploma:	39.6%
College/Non-University Certificate/ Diploma:	49%
University Certificate/Diploma:	47%
University Bachelor's Degree/Graduate Degree	29%

Source: [City of Kamloops Statistical Report 2011](#)



Language Knowledge

English	74,935
Language Knowledge	1,015
Punjabi	1,140
German	1,070
Italian	965
Arabic	330
Filipino	285
Ukrainian	285
Dutch	280
Spanish	250
Japanese	200
Mandarin	190
Cantonese	175
Other	2,285



Commuting

Place of Residence	Place of Work	Number of People
Kamloops	Calgary	65
Kamloops	Edmonton	20
Kamloops	Wood Buffalo	60
Kamloops	Langley	25
Kamloops	Vancouver	45
Kamloops	Merritt	70
Kamloops	Ashcroft	40
Kamloops	Cache Creek	30
Kamloops	Logan Lake	770
Kamloops	Thompson-Nicola J	55
Kamloops	Thompson-Nicola P	75
Kamloops	Sun Peaks	40
Kamloops	Barriere	25
Kamloops	Kamloops Indian Reserve	1,785
Kamloops	Kelowna	45
Kamloops	Prince George	25
Total Workers Living Outside Kamloops	Kamloops	3,100
Kamloops	Kamloops	30,725



Payroll Costs

Social Insurance (Canada Pension Plan - CPP)

		Notes
Taxable Base:	Gross Payroll \$3,500.00	Based on annual gross salary up to \$53,600, basic exemption of \$3,500. Both employers and employees are required to contribute to the Canada Pension Plan (CPP)
Employee/Employer Contribution Rate:	9.9%	Employer premium equal to employee premium
Maximum Annual Employer Contribution: Per Employee	\$2,474.95	Employer contribution matches employee contribution.
Self-employed Contribution Rate:	9.9%	-
Maximum Annual Self-employed contribution:	\$4,595.90	-

Source: [2015 Service Canada](#)

Employment Insurance (EI)

		Notes
Taxable Base:	Gross Payroll	Maximum weekly insurable earnings \$49,500.
Percentage Rate (Employer Premium)		
-Average Among Existing Employers:	1.88%	Employer premium set at 1.4 times that of the employee premium to a max of \$1,302.84
-Average Among New Employers:	1.88%	Employer premium set at 1.4 times that of the employee premium to a max of \$1,302.84.
-Maximum Weekly Benefit: 2014	\$913.68	Paid by the Government of Canada (55% of insured earnings, representing the general benefit level)

Source: [Canada Revenue 2015](#)

Workers Compensation

		Notes
Average Cost of Manufacturing Metal and Non-Metallic Mineral Products Per \$100 Payroll	\$0.77 - \$6.63	Rates set by employer's business activity. Applies up to maximum gross earnings of \$77,900/year
Average Rate for Office Workers (GR07)*: Per \$100 Payroll	\$0.31	There is no separate rating for office occupations in BC – the applicable industry rating applies to all workers. Rates for Business Services range from \$0.10-\$0.079 per \$100 of payroll. Average of \$.031.
Maximum weekly Benefit (Net): *as per the 2014 net compensation table (based on \$77,900 annual gross earnings)	\$1,024.29	Maximum per employee set at 90% of average net earnings (after deductions for income taxes, Canada Pension Plan & Employment Insurance), up to maximum wage of \$77,900 per year.

Source: [2015 Worksafe BC](#)

Taxation

Corporate Income Tax (As of Jan. 1, 2015)

	Small Business	Manufacturing	Non-Manufacturing
Federal			
- Rate	11%	15%	15%
- Formula (i.e. Sales, Property & Payroll)	n/a	n/a	n/a
- Accelerated Depreciated Permitted	Yes	Yes	Yes
Provincial			
- Rate	2.5%	11.0%	11.0%
- Formula (i.e. Sales, Property & Payroll)	Sales & Payroll	Sales & Payroll	Sales & Payroll
- Accelerated Depreciated Permitted	No	No	No
Local			
British Columbia has no local corporate income taxes			
Total Federal and Provincial Corporate Income Tax	13.5%	26.5%	26.5 %

Personal Income Tax 2015

	Federal	Provincial	Local
Earned Income Fed.\$44,701+ Prov. 37,869+	15% - 29%	5.06% - 16.8%	0%
Unearned Income (e.g. Dividend)		7.61% - 37.98%	0%
Capital Gains Fed & Prov combined		10.03% – 22.90%	0%

Source: [KPMG - Personal Tax Rates](#), [Tax Rates on Dividends](#)

Sales/Use Tax

	Rate	Notes
Goods and Services Sales Tax	5%	GST on business inputs is fully recoverable
Provincial Sales Tax	7%	PST Retail Sales Tax
Local	0%	BC has no local sales tax
Total (Effective Combined Rate) Business	5%	Net of GST 0% for production machinery and equipment for eligible manufacturers

Sales Tax Rate by Utility

	Yes/No	Rate	Notes.
Electric Power:	Yes	12%	5% GST is fully recoverable
Natural Gas:	Yes	12%	5% GST is fully recoverable
Fuel Oil:	No	0%	-
Water:	Yes	12%	-
Sewer:	Yes	12%	5% GST is fully recoverable
Hazardous Waste Disposal:		5% GST, 7% PST	5% GST is fully recoverable

Telephone Subject to Sale/Use Tax

	Yes/No	Rate	Notes
Local:	Yes	12%	5% GST is fully recoverable
Long Distance	Yes	12%	5% GST is fully recoverable

Comments: Toll free service is not subject to sales tax.

Machinery and Equipment Subject to Sales/Use Tax

	Yes/No	Rate	Notes
Production:	No	0%	-
Non-Production:	Yes	12%	5% GST is fully recoverable
Pollution Control:	Yes	12%	5% GST is fully recoverable
Office Furniture/Fixtures/Equipment:	Yes	12%	5% GST is fully recoverable

Notes:

- 1) Equipment used in software development is exempt.
- 2) Equipment used in manufacturing and processing is exempt.

Sales/Use Tax on Tangible Property

	Yes/No	Rate	Notes
Office Building Construction Materials:	Yes	12%	5% GST is fully recoverable
Industrial Building Construction Materials:	Yes	12%	5% GST is fully recoverable
Manufactures' Raw Materials:	No	0%	-
Standard Software:	Yes	12%	5% GST is fully recoverable
Custom Software:	Yes	12%	5% GST is fully recoverable

Sales/Use Tax on Intangible Property

	Yes/No	Rate	Notes
Accounts Receivable:	No	0%	-
Capital Stock:	No	0%	-
Stock/Bond Transaction Fee:	No	0%	-

Property Tax 2015 – City of Kamloops

Real Property Tax Rates per \$1,000 of Assessed Property (Land and Buildings) – Municipal

Class and Tax Rates									
	1	2	3	4	5	6	7	8	9
Levy	Residential	Utilities	Sppt. Housing	Major Industry	Light Industry	Business/ Other	Managed Forest Land	Rec/Non-Profit	Farm
General - City	5.39	40.0	5.39	78.70	21.00	14.05	16.17	13.20	13.21
School	2.3981	13.6	.1	5.8	5.8	5.8	2.2	3.3	6.9
Regional District	.3687	1.2905	.3687	1.2536	1.2536	.9033	1.1061	.3687	.3687
Hospital District	.4707	1.6464	.4704	1.5994	1.5994	1.1525	1.4112	.4704	.4704
BC Assessment	.0596	.5030	.0000	.5030	.1679	.1679	.3380	.0596	.0596
Total Tax Rate per \$1,000 Assessed Value	8.6868	57.0399	6.3291	87.8560	29.8209	22.0737	21.2253	17.3987	21.0087

Other Rates

North Shore B.I.A	0.618080
Central B.I.A	0.679500

Source: [Venture Kamloops](#)

Note: BC does not have personal property taxes

Subject to Personal Property Tax

	Yes/No	Rate
Production Machinery and Equipment:	No	0%
Non-Production Machinery and Equipment:	No	0%
Pollution Control:	No	0%
Inventory		
-Raw Materials:	No	0%
-Work in Progress:	No	0%
-Finished Goods:	No	0%
Freeport Legislation		
-Applicable to Warehousing:	No	0%
-Applicable to Manufacturing:	No	0%
-Goods Stored in Public Warehouse:	No	0%
Office Furniture-Fixture		
-Computer Equipment:	No	0%
-Workstations:	No	0%
-Telephones:	No	0%
-Furniture:	No	0%
-Company Vehicles:	No	0%
Standard Software:	No	0%
Custom Software:	No	0%

Other

Local Occupation Tax (Paid by Employer)

	Rate	Basis
City Residents:	0%	N/A
Non-City Residents:	0%	N/A

Local Wage Tax (Paid by Employer)

	Rate	Basis
City Residents:	0%	N/A
Non-City Residents:	0%	N/A

Gross Receipts Tax Rate by Type of Business:

Note: [BC does not tax Gross Receipts](#)

Source: Invest BC

Transportation

Highways and Trucking

Highway Name:	Coquihalla
Highway Type:	Provincial
Highway Code:	Hwy 5
Located Within Community:	Yes

Highway Name:	TransCanada
Highway Type:	Inter-Provincial
Highway Code:	Hwy 1
Located Within Community:	Yes

Highway Name:	Yellowhead
Highway Type:	Inter-Provincial
Highway Code:	Hwy 5
Located Within Community:	Yes

Highway Name:	Highway 97
Highway Type:	Provincial
Highway Code:	Hwy 97
Located Within Community:	Yes

Distance to Major Centres

Metro Area	Miles	Kilometres
Vancouver	219	352
Kelowna	106	170
Prince George	327	526
Calgary	386	621
Edmonton	503	809
Seattle	291	468



Motor Carriers/Trucks

	#
No. of Common Carriers Serving the Area:	30 Truck carriers, 11 Bus lines
No. Of Common Carriers within Local Terminals:	21 Truck carriers, 4 Bus lines

Southern corridor specifications

Commercial Vehical Without Permit	Commercial Vehical With Permit
Maximum Width – 2.59 Meters	Maximum Width – 4.4 Meters
Maximum Height – 4.15 Meters	Maximun Height – 4.72 Meters

Maximum Vehicle Weights	Maximum Weights
Super B - 63,500kg	Super B - 64,000kg
Single Axle – 9,100kg	Single Axle – 9,100kg
Tandem Axle (set) – 17,000kg	Tandem Axle (set) – 23,000kg
Tridem Axle (set) – 24,000kg	Tridem Axle (set) – 29,000kg

Overhead clearance

Kamloops Region	Clearance (meters)
Barriere Riveer Bridge	4.88m
Barriere North Bridge	5.18m
Birch Island Bridge	4.88m
Clearwater Station Bridge	4.57m
Canyon No. 2 Bridge	4.57m
Kamloops East Overhead over Lorne Street	5.70m
Tranquille Road Underpass	5.03
Victoria Street Underpass	7.90m
Victoria Street (east-bound)	7.90m
Tranquille No. 1 Bridge	5.49m
Walhachin Bridge	6.40m

Provincial permit centre

For more information on receiving a commercial vehicle permit please contact **1-800-559-9688**. The core hours of service are from 5am to 10pm, seven days a week and most statutory holidays. The 1-800 number is available to callers anywhere in Canada or the United States. Permits available through this line include:

- non-resident commercial vehicle permits
- term oversize and overweight permits
- single trip oversize and overweight permits
- motor fuel tax permits
- highway crossing permits
- extra-provincial temporary operating permits

Railroads

Name:	CN Rail
Main or Branch Line:	CN
Short line or National:	National
Switching Yard Located Within the Community:	Yes

Name:	CP Rail
Main or Branch Line:	CP
Short line or National:	National
Switching Yard Located Within the Community:	Yes

Name:	Kelowna PacificRail
Main or Branch Line:	CN
Short line or National:	Short line
Switching Yard Located Within the Community:	Yes

Inland Ports

Name:	Ashcroft Terminal
Website	www.ashcroftterminal.com/

Distance from Major Community:	90km
Hours of Operation:	24 hrs / 7 days week
Services	Industrial Transloading, Materials Handling, Industrial Storage
Type of Port:	Inland Terminal Logistics and Transport
General Cargo Facilities	Yes
Container Facilities	Yes
Storage Facilities	Yes
Highways Serving Port	#1, #97
Railways Serving Port	CP Rail Mainline, CP Switching Lead and Loading Tracks CN Rail Mainline
Types of Service	Bulk, Break-Bulk, Container
Port Address	1000 Evans Road, Ashcroft, BC V0K 1A0
Driving Distance from Local Community	93km



Port shipping distances

The NW Transportation and Trade Corridor ports (Kitimat and Prince Rupert, Stewart) are between 1 and 1 1/2 day closer to general Asia Pacific markets than the Ports in British Columbia's lower mainland; and the Vancouver Ports. The Southern Ports are closer to the Panama Canal and subsequently, the Atlantic. The following table is in nautical miles. The Time/Speed/Distance Calculations are at 16.1439 Kn/Hr., the average speed The Port of Vancouver uses for calculating their shipping to Yokohama, Hong Kong, Kaohsiung (Taiwan) and Xingang (China). Deep-sea vessels travel at various speeds between 14Kn/Hr and 20Kn/Hr. The 'great circle shipping route' to Asia from North America has well documented ocean currents and weather/wind patterns which allows for accurate estimates.

	Kitimat	Prince Rupert	Steward	Vancouver	Los Angeles	Yokohama (Japan)	Hong Kong	Kaohsiung Kang(Taiwan)	Xingang (China)
Vancouver	400 NM 1 Day	477 NM 1.2 Days	573 NM 1.5 Days	—————	991 NM 2.5 Days	4,262 NM 11 Days	5,763 NM 15 Days	6,587 NM 17 Days	7,578 NM 20 Days
Kitimat	—————	121 NM 7.5 Hours	264 NM 17 Hours	400 NM 1 Day	1,391 NM 3.5 Days	1,391 NM 10 Days	5,444 NM 14 Days	6,187 NM 16 Days	6,187 NM 16 Days
Prince Rupert	121 NM 7.5 Hours	—————	123 NM 10 Hours	477 NM 1.2 Days	1,434 NM 3.6 Days	3,810 NM 9.8 Days	5,323 NM 13.7 Days	6,110 NM 15.7 Days	6,110 NM 15.7 Days
Stewart	264 NM 17 Hours	12 NM 10 Hours	—————	573 nm 1.5 ?Days	1,529 NM 4 Days	3,896 NM 10.3 Days	5,406 NM 14.1 Days	5,155 NM 13.4 Days	4,749 NM 12.5 Days
Los Angeles	1,391 NM 3.5 Days	1,432 NM 3.6 Days	1,529 NM 4 Days	991 NM 2.5 Days	—————	4,839 NM 12.5 Days	6,380 NM 18 Days	7,578 NM 20 Days	8,959 NM 23 Days
Yokohama	3,941 NM 10 Days	3,810 NM 9.8 Days	3,896 NM 10.3 Days	4,262 NM 11 Days	4,829.NM 12.5 Days	—————	1,585 NM 4 Days	1,335 3.4 Days	1,335 NM 3.4 Days
Hong Kong	5,444 NM 14 Daya	5,323 NM 13.7 Days	5,406 NM 14.1 Days	5,763 NM 15 Days	6,380 NM 18 Days	1,585 NM 4 Days	—————	290 NM 18 Hours	290 NM 18 Hours
Kaohsiuing Kang	6,187 NM 16 Days	6,110 NM 15.7 Days	5,155 NM 13.4 Days	6,587 NM 17 Days	7,578 NM 20 Days	1,335 3.4 Days	290 NM 18 Hours	—————	227.NM 14 Hours
Xingang	6,187 NM 16 Days	6,110 NM 15.7 Days	4,749 NM 12.5 Days	7,578 NM 20 Days	8,959 NM 23 Days	1,335 NM 3.4 Days	290 NM 18 Hour	227.NM 14 Hours	—————

Source: United States Government. "Distances Between Ports" Prepared and published by the National Imagery and Mapping Agency, Bethesda, Maryland. Ninth Edition 1997. *Time/Speed/Distance Calculations at 16.1439 Kn/Hr., the average speed Vancouver Port lists to reach Yokohama, Hong Kong, Kaohsiung (Taiwan) and Xingang (China)²



Nearest Ports

Nearest Port:	Vancouver Fraser Port Authority (VFPA)
Location/City:	Vancouver
Located Within the Community:	No
<i>If Not</i>	
-Distance from Community:	221 miles / 355 kilometres
Type of Port:	Ocean
Channel Depth:	Minimum – 10 meters (33 feet)
Turning Basin:	Unlimited
Shallow Water Barging Facilities:	Yes
Deep Water Barging Facilities:	Yes
General Cargo Facilities:	Yes
Containerized Facilities:	Yes
Storage Facilities:	Yes
Highways Serving Port:	#1, #1A, #7A, #99A, #17
Railways Serving Port:	CP Rail, CN Rail, BC Rail, Burlington Northern Santa Fe Railroad

Custom Port of Entry

Name:	Kamloops Airport
Services Available:	Cargo shipment clearing and freight forwarding
Site Location:	Kamloops, BC
Type of Entry Point:	Airport

Name:	Sumas-Huntington border crossing
Services Available:	Cargo shipment clearing and freight forwarding
Site Location:	Abbotsford, BC
Type of Entry Point:	Highway #11

Name:	Osoyoos border crossing
Services Available:	Cargo shipment clearing and freight forwarding
Site Location:	Osoyoos, BC
Type of Entry Point:	Highway #97

Name:	Peace Arch border crossing
Services Available:	Cargo shipment clearing and freight forwarding
Site Location:	Surrey, BC
Type of Entry Point:	Highway #99

Comment: Comprehensive list of [Licensed Customs Brokers](#). *Source: United States Government. "Distances Between Ports" Prepared and published by the National Imagery and Mapping Agency, Bethesda, Maryland. Ninth Edition 1997. *Time/Speed/Distance Calculations at 16.1439 Km/Hr., the average speed Vancouver Port lists to reach Yokohama, Hong Kong, Kaohsiung (Taiwan) and Xingang (China)*²

Closest Commercial Airports

Name:	Kamloops Airport (YKA)
Hub Status:	Commercial
Located Within the Community:	Yes
Hours of Operation:	24 hrs / 7 days week
No. Of Runways:	2
Runway Lengths:	8,000 feet (1,800 m) and 2,074 feet (632 m)
Helicopter Pad:	Yes
<u>Helicopter Companies Serving Airport</u>	
-Passenger:	3
-Charter	Westair Aviation
-Helicopters:	Canadian Helicopters. Highland Helicopters
-Air Cargo:	N/A
<u>Carriers Serving Airport</u>	
-Passenger:	Air Canada Jazz Central Mountain Air (CMA) WestJet
-Charter	Westair Aviation
-Air Cargo:	Federal Express
Total Daily Non-Stops to all Cities Served:	13
No. of Days Closed Due to Inclement Weather in the Past 3 Years:	One Half Day
<u>Flights to Largest Cities Served:</u>	Vancouver, BC Calgary, AB

Source: [Kamloops Airport](#)

General Aviation Airports

Name:	Fulton Field
Location/City: Kamloops BC	Kamloops, BC - Operated by YVR Airport Services Ltd and is the main airport in Thompson Nicola Regional District.
Located Within the Community:	Yes
No. Of Days Closed Due to Inclement Weather in the Last 3 Years:	N/A

Comments: Fulton Field offers a solid industrial base including small airplane repair facilities, engine rebuilding, avionics specialists, aircraft salvage, charter operations, a flying school, air tanker base, and forest fire control centre.

Source: www.venturekamloops.com

Warehouses

	#
No. of Bonded Warehouses:	1
Public Warehouses:	11 – various locations - Gateway/Campbell Creek Industrial Park - Versatile - Mt Paul Industrial Park - McGill Corridor - Laval Crescent - Pearson Place



Couriers

Name:	Airborne (Purolator is the Canadian affiliate)
Latest Pick-Up Time:	3:30 pm
Earliest Delivery:	9:00 am, 10:30 am, 12:00 pm
Next Day Delivery Guarantee:	Yes
Saturday Delivery:	Yes
Comments: Time and delivery territories are approximate; please call the service provider for specific information.	

Name:	DHL
Latest Pick-Up Time:	3:00 pm
Earliest Delivery:	9:00 am
Next Day Delivery Guarantee:	N/A
Saturday Delivery:	Yes
Comments: Time and delivery territories are approximate; please call the service provider for specific information.	

Name:	Federal Express
Latest Pick-Up Time:	1:00 pm
Earliest Delivery:	10:30 am, 12:00 pm, 5:00 pm
Next Day Delivery Guarantee:	Yes
Saturday Delivery:	Yes
Comments: Time and delivery territories are approximate; please call the service provider for specific information.	

Name:	UPS
Latest Pick-Up Time:	12:00 pm
Earliest Delivery:	8:00 am, 10:30 am, 1:30 pm

Next Day Delivery Guarantee: Yes

Saturday Delivery: Yes

Comments: Time and delivery territories are approximate; please call the service provider for specific information.

Name: ACE Courier

Latest Pick up Time: 4:00pm

Earliest Delivery: Same day

Next Day Delivery Guarantee: Yes

Saturday Delivery: No

Comments: Time and delivery territories are approximate; please call the service provider for specific information.

Name: Best Express

Latest Pick up Time: 4:00Pm

Earliest Delivery: Same day

Next Day Delivery Guarantee: Yes

Saturday Delivery: No

Comments: Time and delivery territories are approximate; please call the service provider for specific information.

Name: Greyhound Courier Express

Latest Pick up Time: 3:00pm

Earliest Delivery: Next day

Next Day Delivery Guarantee: Yes

Saturday Delivery: No

Name: Hot Shot Trucking Ltd.

Latest Pick up Time: N/A

Earliest Delivery: Same day

Next Day Delivery Guarantee: Yes

Saturday Delivery: Yes

Comments: Time and delivery territories are approximate; please call the service provider for specific information.



Industrial & Commercial Land Use

Industrial Land Zoned and Designated in Official Community Plan

Industrial Land

Total	3398.306 ac
Acres Developed	2507.956 ac
Acres Vacant	889.35 ac

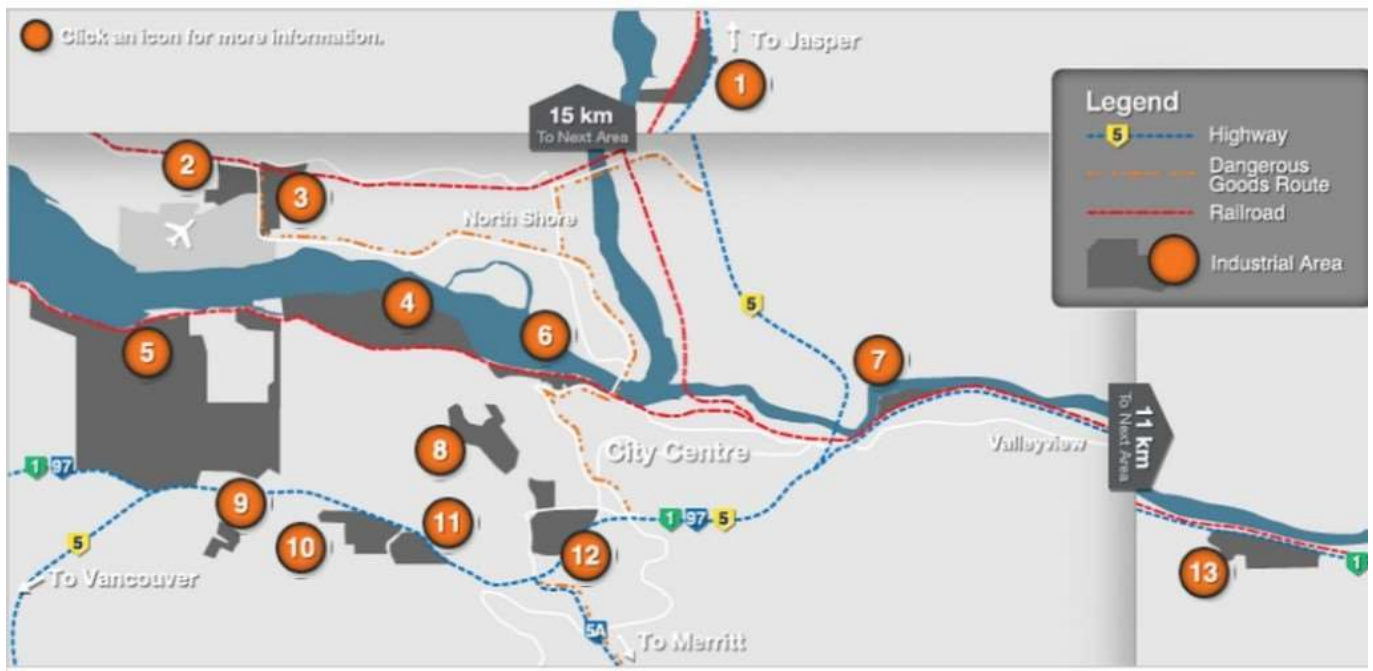
Source City of Kamloops

Vacant Industrial Land Zoned and Designated in Official Community Plan

	Light Industrial	General Industrial	Heavy Industrial	Industrial Park
Acres Vacant	12.034 ac	89.526 ac	215.204 ac	151.352 ac

Industrial Parks

Number of Industrial Parks	6
Total Acres	691.697 ac
Number of Acres in Use	540.345 ac
Number of Acres Vacant	151.352 ac



[Click here for interactive map](#)

Acquisition of Crown Land

Crown land is land that is owned by the Province of British Columbia. The Province is the steward of the land and can lease, license and sell Crown land for a variety of purposes including residential, commercial, industrial, agricultural, tourism and recreational purposes.

Company	Contact	Notes
Integrated Land Management Bureau	FrontCounterBC@gov.bc.ca	Develops Crown land parcels with values up to \$2.5 million
Ministry of Jobs, Tourism and Skills Training	250-371-39521	Handles land sales related to resort development, under the All Seasons Resort Policy
Ministry of Transportation	250-387-3198	Handles land sales related to public airports and port authorities and the marketing of Crown land is done through MLS Realtor

To view properties that the Federal Government of Canada has for sale, [please visit Public Works and Government Service Canada](#)

Utilities

Water & Sewer

Water

The Kamloops Centre for Water Quality (KCWQ), commissioned in 2005, uses innovative membrane filtration technology to provide high quality drinking water to residents and visitors.

"Green" building technology was used extensively in the construction of the KCWQ, to maximize efficiency, prevent pollution, and contribute to the sustainability of our community.

The KCWQ also contains laboratories and classrooms built as part of a research and training partnership between the City of Kamloops, Thompson Rivers University and General Electric. This "Centre for Safe Water Excellence" will provide opportunities for water quality research and training in a working water treatment plant, the first facility of its kind in North America.



Water Availability

Major Sourced:	Kamloops Centre for Water Quality – primary water supply from the South Thompson River, with the exception of Noble Creek and the Campbell Creek Systems
Percent of Population Served From This Source:	95%
Source:	City of Kamloops

Water Treatment/Production

Name of Provider:	City of Kamloops
Rated Capacity:	160,000 million litres per day
Average Daily Demand:	790 L/perday/cap
Peak Demand (2012):	117 million litres (Aug. 9 th)
Residential Cost (flat rate):	Total annual charge per household with a typical ¾" service - \$545.46
Industrial Cost/1,000 gallons:	Annual fixed cost: \$242.30 based on typical ¾" service + Metered industrial cost of \$0.0506/m ³ 1,000 gallons=\$1.93
Water Connection Fee for Industrial Users:	Based on estimate from prior year
Comments:	For specific information, please contact City of Kamloops Public Works & Utilities at 250-828-3461

Sewer

Sewer Treatment

Name of Provider:	City of Kamloops
Rated Capacity:	37,300m ³
Average Daily Demand:	28,000m ³
Peak Demand:	34,000m ³
Cost per 1000 Gallons – Industrial Users:	Flat rate charges for a ¾" industrial service Fixed charge of \$131.37 annually User charge of \$125.02 for each commercial unit
Comments:	For specific information, please contact City of Kamloops Public Works & Utilities at 250-828-3461

Source: [City of Kamloops](#)



Electric Power

Name of Provider:	BC Hydro – www.bchydro.com
Communities Served:	Serves 94% of all British Columbia’s residents including Vancouver CMA
Company-Net Importer or Exporter of Power:	Net Exporter
5% of Reserve Margin including:	14.5 % (LOLE and ELCC calculations)
Generation & Net Purchases:	8% as per WSCC guidelines plus an additional 8 % surplus
Reliability Rate	99.97% Average Service Availability Index
Name of Power Pool Membership:	Formal Membership in WSCC. WSPP, Power Pool of Alberta (PPA), MAPP. Also active in SPP and CalPX
State Electric Power Reregulated:	Wholesale competition allowed.
<u>Medium Service 35 kW – 150kW (April 2015)</u>	Retail stores, medium industry, manufacturing, schools, office buildings, supermarkets
- Basic Charge:	\$0.2257/per day
- Demand Charge	First 35 kW for Nil, next 115 kW @\$/5.50kW, additional kW @ \$10.55/kW
- Energy Charge:	<p>Part 1:</p> <ul style="list-style-type: none"> • First 14,800 kWh \$0.0989 per kWh • All additional kWh \$0.0690 per kWh <p>Part 2:</p> <ul style="list-style-type: none"> • \$0.0990per kWh for usage up to 20% above baseline • \$0.0990 per kWh for savings down to 20% below baseline • Usage or savings beyond 20% of baseline are based on part 1 prices
- Discounts:	<p>1.5% on entire bill if customer’s electricity is metered at primary potential</p> <p>\$0.25 per kW if customer supplies transformation from a primary to a secondary potential.</p> <p>If a customer is entitled to both discounts the 1.5% discount is applied first.</p>
- Minimum Charge:	50% of the highest maximum demand charge billed in any month within an on-peak period (November 1 to March 31 inclusive) during the preceding 11 months.
- Rate Rider:	5.0% Rate Rider applied to all charges, before taxes and levies.
<u>Large Service over 150 kW</u>	i.e. Mines, chemical plants, large sawmills, pulp and paper mills, large manufacturing.
- Basic Charge:	\$0.2257/per day

- Energy Charge:
 - 0 per kW for first 35 kW.
 - \$5.50 per kW for next 115 kW.
 - \$10.55 per kW for remaining kW.
- Minimum Charge:
 - Equal to 50% of the highest Demand Charge during the previous November 1 to March 31 period. The Basic Charge, Minimum Energy Charge, and Demand Charge are replaced by the Minimum Charge if their sum is less than this amount.
- Minimum Energy Charge:
 - \$0.330 per kWh applies when the Energy Charge (Part 1 and 2) divide by the total kWh is less than \$0.0330 per kWh.
- Discounts:
 - 1.5% on entire bill if electricity is metered at primary potential.
 - \$0.25 per kW if customer supplies transformation from a primary to a secondary potential.
 - If eligible for both, the 1.5% discount is applied first.
- Rate Rider:
 - 5% Rate Rider applied to all charges before taxes and levies

Source: BC Hydro 2015



Natural Gas

Name of Provider:	Fortis BC Energy Inc. Gas – www.fortisbc.com
Rate Territory:	Inland
Firm Contract Rates:	Yes - Available for large volume commercial, institutional, multi-family and other accounts with an annual consumption of approximately 5,000 GJ or more. Contact Terasen Gas for details.
Type of Customer: (Apr. 2015)	<u>Residential</u>
Basic Charge Per Day:	\$0.389 per day
Delivery Charge:	\$3.547 per GJ
Storage and transport charge:	\$1.334 per GJ
Cost of Gas:	\$2.486 per GJ
Interruptible Service Rates:	No
Type of Customer: (Apr. 2015)	<u>Small Commercial Customers (Rate 2)</u>
Basic Charge Per Day:	\$0.8161 per day
Delivery Charge:	\$2.912per GJ
Storage and transport charge:	\$1.334 per GJ
Cost of Gas:	\$2.486 per GJ
<u>Rate 2 Schedule</u>	
Type of Customer: (Apr. 2015)	<u>Large Commercial Customers (Rate 3)</u>
Basic Charge Per Day:	\$4.3538 per day
Delivery Charge:	\$2.430 per GJ
Storage and transport charge:	\$1.114 per GJ
Cost of Gas:	\$2.486 per GJ
<u>Rate 3 Schedule</u>	

Source: FortisBC 2015

Telecommunications

	#
No. of Local Service Providers (local exchange carriers and competitive local exchange carriers):	3
No. of Long Distance Service Providers:	3
No. of Internet Service Providers:	3

Name of Providers:	Telus	Shaw	Bell
Address:	#5 – 3777 Kingsway Burnaby, BC V5H 3Z7	Corporate office: 630-3 rd Ave SW Calgary, AB T2P 4L4	111 5th Ave. SW 21 st Floor Calgary, Alberta T2P 3Y6
Website:	www.telus.com	www.shaw.ca	www.bell.ca
Contact #:		250-376-1175	
- For residential enquiries:	310-2255	Business services N/A	1 888 333-2811
- For business enquiries:	310-3100	in Kamloops	
Service Characteristics of the Office:			
- Switch Technology:	Digital	-	-
- Fiber Service Provided:	Yes	-	-
- 100 Mbps LAN Service Available:	Yes	-	-
- Monitoring - Remotely or On-Site:	Remotely	-	-
- ISDN Available:	Yes	-	-
- ADSL Available:	Yes – dependent on location	-	-
- ADSL Available from this Switch:	Yes – dependent on location	-	-
- Central Office on Self-Healing Fiber Ring:	Yes	-	-
- Dual Feed from Two Separate Switching Offices:	Yes	-	-
- Multiple Route Diversity:	Yes	-	-
Comments:	Location and distance will determine availability for ISDN & ADSL	Internet, phone and television services available via Shaw in the Kamloops area for residential customers only.	

Landfill & Waste Management

Landfill Name:	City of Kamloops - 3 Sites
Location:	Mission Flats, Barnhartvale, Heffley Creek – Kamloops, BC
Capacity Left at Current Site:	N/a
Plans for New Capacity:	N/a

Comments: The City of Kamloops offers curbside recycling
Source: www.kamloops.ca

Nearest Licensed Hazardous Materials Disposal Site

Name of Site:	City of Kamloops, Mission Flats site
Comments:	48 hours noticed required 250-828-3813
No. of Licensed Hazardous Waste Haulers Serving the Area:	2- See Hazardous Waste Transport Licensees

Source: www.kamloops.ca



Research Base

Name of Centre:	Thompson Rivers University Research and Graduate Studies
Address:	Box 3010 - 900 McGill Road Kamloops, BC V2C 5N3
Affiliation:	The Office of Research, Innovation Transfer and Graduate Studies
Research Specialty:	Agri-Food Industries, Bio-products and Forestry, Healthcare, trades & technology, First Nations
Annual Funding:	-
Employment	
- Research & Development:	650 - Research facility
- Total:	-

The Office of Research, Innovations Transfer and Graduate Studies strives to:

1. Promote research and facilities innovate transfer, knowledge translation, patents and commercialization;
2. Promote and facilitate research into the best practices of university teaching, particular with respect to the pure and applied research and practical experience; and to
3. Ensure research and scholarly activity of TRU is a catalyst for economic development of the university community in the broadest sense.

It also promotes graduate, undergraduate and faculty research, and it provides services for intellectual property management and commercialization together with assisting faculty, staff, graduate and undergraduate students to obtain funding for research.

Business Support Services

Business Associations

Name:	Venture Kamloops
Contact Name/Title:	Jim Anderson, Executive Director
Address:	297 Victoria Street Kamloops, BC V2C 3J3
Phone Number:	250-828-6818
Website:	www.venturekamloops.com
No. of Members:	Venture Kamloops is not a membership-based organization. The organizations is supported via funds from local government , innovative partnerships and a variety of community resources

*Trade agreements with China, Hosting & receiving international delegations.

Name:	Kamloops Chamber of Commerce
Contact Name/Title:	Deb McClelland, Executive Director
Address:	1290 W Trans-Canada Hwy Kamloops, BC V2C 6R3
Phone Number:	250-372-7722
Website:	www.kamloopschamber.ca
No. of Members:	783 (2014 annual report)

Source: [Kamloops Chamber of Commerce](#)

Name:	Central Business Improvement Associaton
Contact Name/Title:	Gay Pooler, General Manager

Address: #4-231 Victoria Street
Kamloops, BC V2C 2A1

Phone Number: 250-372-3242

Website: www.kcbia.com

No. of Members: 664 Business & 514 Commercial Members

*Trade agreements with China, Hosting & receiving international delegations.
Source: KCBIA.com

Name: Community Futures Thompson Country

Contact Name/Title: David Arsenault, General Manager

Address: 101-286 St. Paul Street
Kamloops, BC V2C 6G4

Phone Number: 250-828-8772

Website: www.communityfutures.net

No. of Members: N/A

Name: North Shore Business Improvement Association

Contact Name/Title: Steven L. Puhallo – Executive Director, steven@nsbia.com

Address: 115 Tranquille Rd
Kamloops, BC V2B 3E5

Phone Number: 250-376-2411

Website: www.nsbia.com

No. of Members: 652 Business & 318 Commercial Members



Business Licences

New Business licenses – June 2015	790
Business licenses 2014	5363

Source: [City of Kamloops](#)

Bankruptcy

Financial institutions

Name:	Address	Phone Number	Website
Bank of Montreal	#29,750 Fortune Drive 1180 Columbia Street W	1-877-225-5266	www.bmo.com
Business Development Bank of Canada	205 Victoria Street	1-888-463-6232	www.bdc.ca
Canada Western Bank	1211 Summit Drive	250-828-1070	www.cwbank.com
Canadian Imperial Bank of Commerce (CIBC)	304 Victoria Street 565 Notre Dame Dr #6-700 Tranquille Road	250-314-3188 250 314-3106 250-554-5700	www.cibc.com
Interior Savings Credit Union	350 Lansdowne Street 1210 Summit Dr	250-374-3361 250-314-1210	www.interiorsavings.com
Valley First Credit Union	80 Seymour Street 70 Mayfair Street	250-374-4924 250-571-5700	www.valleyfirst.com
HSBC Bank Kamloops	380 Victoria Street	1-888-310-4722	www.hsbc.ca
Royal Bank of Canada	186 Victoria Street (Main) 400, 1210 Summit Drive 789 Fortune Drive	250-371-1500 250-374-8334 250-376-8822	www.rbcroyalbank.com
Scotia Bank	276 Victoria Street(Main) 500 Columbia Square 781 Tranquille Road	250-314-3950 250-314-5475 250-554-5625	www.scotiabank.com
TD Canada Trust	301 Victoria Street 500 Columbia Square #29, 700 Tranquille Road 2121 E Transcanada Hwy	250-314-5035 250-314-3000 250-376-7774 250-314-5100	www.tdcanadatrust.com

International Resources

Business Associations

Name: Venture Kamloops	
Contact Name/Title:	Jim Anderson, Executive Director
Address:	297 Victoria Street Kamloops, BC V2C 3J3
Phone Number:	250-828-6818
Website:	www.venturekamloops.com
No. of Members:	Venture Kamloops is not a membership-based organization. The organizations is supported via funds from local government , innovative partnerships and a variety of community resources

Financial

Foreign Banks	
-With Branches or Offices in the Area:	HSBC Bank Canada
Canadian Banks in the Area	12
-With International Departments:	Scotiabank , Royal Bank of Canada , TD Canada Trust , Bank of Montreal
US Banks in the Area	0
-With International Departments:	N/A

Foreign Consulates

There are more than 150 [foreign consulates](#) located in Vancouver, BC (221 Miles / 355 Kilometres).

Languages

Languages Spoken	
Estimated Number of Bi-Lingual Individuals:	5,037
Estimated Number of Multi-Lingual Individuals:	4,500
Estimated Percent of Multi/Bi-lingual Individuals:	9.7%
Top 3 Languages Spoken:	English, French, Non-official mother tongue
Top 3 Non-Official Language (Mother Tongue)	German (1.4%), Panjabi (Punjabi) (1.3%) and Italian (1.1%)
Schools with Instruction Solely in Another Language:	1
No. of Language Translation Firms in the Area:	3

Source: [Stats Can 2011 Census – Focus on Geography Series](#)

Air Transportation Service

Name:	Kamloops Airport (YKA)
Hub Status:	Commercial
Located Within the Community:	Yes
Hours of Operation:	24 hrs / 7 days week
No. Of Runways:	2
Runway Lengths:	8,000 feet (1,800 m) and 2,200 feet (622 m)
Helicopter Pad:	Yes
<u>Helicopter Companies Serving Airport</u>	
-Passenger:	3
-Charter	Westair Aviation
-Helicopters:	Canadian Helicopters. Highland Helicopters
-Air Cargo:	N/A
<u>Carriers Serving Airport</u>	
-Passenger:	Air Canada Jazz Central Mountain Air (CMA) WestJet
-Charter	Westair Aviation
-Air Cargo:	Federal Express
Approved Capital Expansion Plan:	\$20 Million Airport & Runway Expansion 2008-2009
Total Daily Non-Stops to all Cities Served:	13 Vancouver, BC
<u>Flights to Largest Cities Served:</u>	Calgary, AB Edmonton, AB

Largest International Airport	Vancouver International Airport (YVR)
Distance to Airport	355 kilometres / 221 miles
No. of Weekly Non-Stop Flights to:	
-Asia:	99
-Europe:	42
-Mexico:	9
-United States:	722

Comments: YVR is Canada's second busiest airport, with some 16.9 million passengers (including same plane transit), approximately 222,900 tonnes of cargo and 270,000 take-offs and landings in 2006.

Source: Invest BC

Closest International Airport	Kelowna International Airport (YLW)
Distance to Airport	163 kilometres /101 miles
No. of Weekly Non-Stop Flights to:	
-Asia:	N/A
-Europe:	N/A
-Mexico:	N/A
-United States:	28 (Seattle)

Government

City/Municipal

	City of Kamloops (Mayor & Council)
Form (Structure)	Mayor & Council

No. of Elected Officials	9
Mayor	Peter Milobar
- Year Elected	2008
- Next Election Date	November 15, 2014
Chief Administrative Officer (CAO)	David Trawin

Source: www.kamloops.ca

Regional (similar to US County)

Thompson Nicola Regional District (TNRD)	
Form (Structure)	Board
No. of Elected Officials	25 Directors representing eight member municipalities.
Board Chair	John Ranta
Next Election Date	November 2014
Regional District Manager/CAO	Sukhbinder Gill

Source: www.tnrd.ca

First Nations Government

Tk'emlups Secwepemc	
Form (Structure)	Chief & Council
No. of Elected Officials	6
Chief	Shane Gottriedon
Contact	200-355 Yellowhead Hwy Kamloops, B.C. V2H 1H1 Telephone: 1-250-828-9700 Email: info@kib.ca

Skeetchestn Indian Band	
Form (Structure)	Chief & Council
No. of Elected Officials	6
Chief	Roanld Ignace
Contact	Box 178 Savona, B.C. V0K 2J0 Telephone: 1-250-373-2493 Email: mainoffice@skeetchestn.ca

Provincial (similar to US State Government)

Government of British Columbia	
Form (Structure):	British Parliamentary
No. of Elected Officials:	85
How often does the legislature convene:	The second Tuesday of February each year is reserved for the Throne Speech and the start of the new session. The third Tuesday of February each year is reserved for the Budget Speech. On average, the Legislature is in session for about four months per year.

Premier (similar to US Governor)

Name:	Christy Clark
Party Affiliation:	British Columbia Liberal Party
Year Elected:	May 2013
Current Term Expiration:	4 years
Allowed to Run for Another Term:	Yes
Next Election Date:	May 2017

Source: www.gov.bc.ca/premier

Provincial Government Representation (similar to US Government Representation)

Name of MLA:	Terry Lake
Electoral District:	Kamloops
Party Affiliation:	BC Liberal Party

Name of MLA:	Todd Stone
Electoral District:	Kamloops-North Thompson
Party Affiliation:	BC Liberal Party
Source:	Invest BC

Federal Government Representation (similar to US Congresspersons)

Name of MP:	Cathy McLeod
Members of Parliament Representing the Area:	1
Electoral District:	Kamloops-Thompson-Cariboo
Year Elected:	2011
Current Term Expiration Date:	1 year
Next Election Date:	Next general election should be held on the third Tuesday in October 2015, with the exception of an earlier dissolution of Parliament.
Party Affiliation:	Conservative Party of Canada
Source:	www.cathymcleod.ca

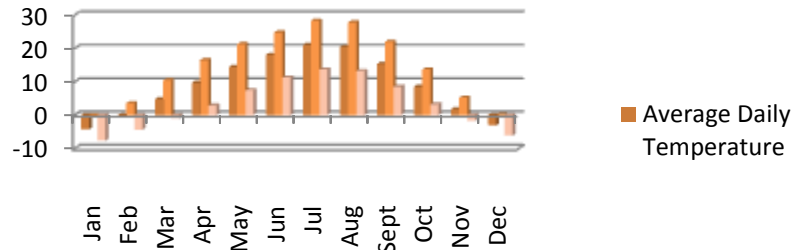
Senators (similar to US Senators)

No. of Appointed Officials:	In Canada, there are ordinarily 105 Senators appointed by the Governor General on the advice of the Prime Minister. Senators are chosen to represent the various provinces and territories of Canada and are appointed until the age of 75.
-----------------------------	---

Quality of Life

Climate

Location	Kamloops
Latitude:	50°42' 000'N
Longitude:	120°26.400' W



Kamloops is BC's second-sunniest city with over 2,000 hours of sunshine each year. Spring comes early and summers are sunny and warm. Fall is sunny and mild, and in the winter, the mountains are renowned for their dry powder snow, perfect for many outdoor winter activities. Summer temperatures range from 24 to 28°C (75 to 83°F). Winter temperatures range between -3 to 4° C (24.8 to 39°F).

Annual Average Temperature	8.9°C
Daily Maximum:	14.4°C
Daily Minimum:	3.3°C
Annual Average Precipitation	279mm
Rainfall:	217.9mm
Snowfall:	75.5cm
Wind Speed (Annual Average)	10.7km/h
Weather Station Name:	Stake Lake
Station Location:	Kamloops
Elevation (Above Sea Level):	345.30m

Source: [Environment Canada](#)

Crime Rate - 2014

Incident- based Crime Rate per 100K permanent residents: 11,027

Source: <http://www.kamloopsthisweek.com/kamloops-crime-rate-down-10-per-cent/> (KTW 07.24.2015 vol.28#89)

Culture and Recreation

Culture

Type	Count
Enclosed Regional Malls:	3
Religious Institutions:	38
-Protestant:	25
-Catholic:	7
-Synagogues:	1
-Other:	Sikh Temple (2), Baha'i (1), Islamic (1). Buddhist (1)

Source: [Access Kamloops](#)

Top Five Annual Events

Event	Event Date
Kamloopa Pow Wow	August long weekend

Kamloops Cowboy Festival	March
Hot Night in the City - Car Show	July
Downtown Spring Festival	May
Wild Lights – BC Wildlife Park	Dec-Jan

No. of Cultural Places & Amenities

Type	
Museums:	3
Dance Companies:	0
Symphony Orchestras:	1
Opera Companies:	0
Theatre Companies:	3
Art Gallery	2



Recreation

Type	Minor League
Professional	
-Hockey (Western Hockey League)	2
University/College	
-Baseball	2
-Basketball	2
-Football	1
-Hockey	1
-Soccer	2

Recreational Outlets (Within a 2 Hour Drive)

Name	Activities
Sun Peaks Resort	Skiing, Snowboarding, Mountain biking, master-plan community
Tournament Capital Centre	This world class facility includes a Field house, Gymnastics Centre, Canada Games Aquatic Centre, Indoor Throws Room, Work-out facilities, Outdoor Artificial Turf Soccer Field.
Harper Mountain	Daytime & Night time skiing, Tubing and Nordic skiing
Kamloops Bike Ranch	Mountain biking trails
Rivershore Estates & Golf	18 holes champion golf course
Kamloops Golf & Country Club	18 holes champion golf course
Eagle Point Golf Resort	18 holes champion golf course
Pineridge Golf Course	9 holes golf course
The Dunes	18 holes champion golf course
Sun Rivers Golf Resort	18 holes champion golf course
Tobiano	18 holes champion golf course
Mount Paul Golf Course & Driving Range	9 holes golf course
Kenna Cartwright Park	Walking/hiking trails
Rivers Trail	Walking trails
Cinnamon Ridge	Walking/Hiking trails
Wells Gray Park	Walking/Hiking trails
Tree Top Flyers	Zip-lining
Motoplex Speedway	Learn to drive a race car or just watch the races
Whipsring Pines Raceway	Motocross track for races and practice
Kamloops Skydivers Sport Parachute Club	Tandem skydive and skydiving school

Health

Hospitals

	#
No. of Hospitals:	1
No. of Teaching Hospitals:	0
No. of Beds:	224
No. of Outpatient Clinics:	1

Source: Royal Inland Hospital

Physicians & Dentists in the Area

	#
Physicians (General Practitioners):	119
Dentists:	65

Source: Infotel.ca

Schools

Public Education

Number of School Districts:	1
Name of School Districts:	School District No. 73
Total # of Schools in District:	46

Public Schools School District 73	Year 2014/15
-Kindergarten to Grade 7:	
- Student Headcount:	8,157.
-Grade 7 to Grade 12:	
- Student Headcount:	14,504
Total Headcount:	22,611
Kindergarten to Grade 12 school	4
Junior middle school	1
Secondary school	9
Student Enrolment: Funded FTE	
School-aged only	13,920
School aged plus adults*	14,504

Comments: *Includes all school-age students (5-19) and adult students (20+) working toward a Dogwood Diploma. Excludes home-schooled students.

Source: [District Data Summary 2014/15](#)

Virtual Schools	2012/13
Name of School Districts:	School District No. 73
Total # of Schools in District:	2
Enrolment	4100

High School Graduation:

	Year 2014/15
Total eligible grade 12s	1,114

# who graduate	1017
% who graduate	91%
% with honours	48%

Note: Graduate numbers include public school districts only.

Source: [Government of BC, Ministry of Education, Grade 12 Graduation Rates](#)

Spending per Student 2013/14

\$ 8,958 per student (Total Instructional)

Source: School District 73 (Thompson Region)

Student Teacher Ratios

Year 2014/15

FTE-Enrolment/FTE Teacher Ratio: 14504/830=17.48

Note: Ratio is calculated by dividing full-time equivalent enrolment (School-aged plus adults) by the number of FTE Teachers (excludes principals, vice-principals, other administrative staff and school-based educators).

Source: [District Data Summary 2013/14](#)

Private Schools

Elementary School Enrolment

#

-No. of Schools:

2

-Total Enrolment:

N/A

Secondary School Enrolment:

#

-No. of Schools:

2

-Total Enrolment:

N/A

Source: [School District 73](#)



Higher Education

Closest Four Year Institution

Institution

Thompson Rivers University (TRU)

Campus:

Kamloops

Address:

Box 3010 – 900 McGill Road, Kamloops, BC V2C 5N3

Telephone:

250-852-7000 Toll Free 1-800-663-1663

Website:

www.tru.ca

Distance from Kamloops:	In Community
Enrolment	
Total:	10,847
Full-Time:	6,764
Part-Time:	4,083
Undergrad F/T:	-
Graduate F/T:	-
Degrees Conferred UG/G:	1008

Undergraduate/Graduate Programs Offered: Thompson Rivers University offers approximately 50 undergraduate options and nearly 20 professional career diploma programs, all with ladders to a degree at the Kamloops campus. Areas of study include Arts & Journalism, Law, Business & Economics, Continuing Studies, Computers & Advanced Technology, Distance Programs, Education, ESL, Social Work & Human Service, Nursing and Health Sciences, Sciences, Tourism, University Transfer and University Preparation.

Graduate Programs Offered: Graduate programs include Masters of Business Administration, Masters of Education, Masters of Science in Environmental Science, Graduate Certificate in Child and Youth Mental Health, Graduate Certificate in Online Teaching and Learning, Graduate Certificate in Educational Studies, Graduate Certificate in Business Administration

Technology and Trades' training is offered in the following specialized areas:

- Cabinet Making/Joinery
- Culinary Arts/Retail Meat Processing
- Heavy Duty Mechanics
- Horticulture
- Warehouse/Parts person
- Welding
- Carpentry
- Electrical
- Heavy Equipment Operation/Professional Driving
- Plumbing
- Commercial Transport Vehicle Mechanics
- Gasfitter
- Masonry
- Metal Fabrication
- Power Line Technicians

Source: [Thompson Rivers University, 2014](http://www.tru.ca)



Institution	Thompson Rivers University – Open Learning
Campus:	Kamloops
Address:	Box 3010 – 900 McGill Road, Kamloops, BC V2C 5N3
Telephone:	250-852-7000 Toll Free 1-800-663-1663
Website:	www.tru.ca/distance.html
Distance from Kamloops:	In Community
Enrolment	
Total:	11,794
Full-Time:	811
Part-Time:	10,983
Undergrad F/T:	-
Graduate F/T:	-

Source: [Thompson Rivers University 2014](#)

Undergraduate Programs Offered: Thompson Rivers University programs offered through the Open Learning option include adult secondary school completion, certificates and diplomas (including advanced and post-baccalaureate), associate degrees and bachelor's degrees in the following areas: Arts, Business and Management Studies, Education, General Studies, Health and Human Services, Science, Technology, and Tourism.

Source: [Thompson Rivers University, 2014](#)

Institution	Thompson Rivers University World – International (TRU WORLD)
Campus:	Kamloops
Address:	Box 3010 – 900 McGill Road, Kamloops, BC V2C 5N3
Telephone:	250-852-7000 Toll Free 1-800-663-1663
Website:	www.truworld.ca
Distance from Kamloops:	In Community
Enrolment	
International Enrolment Total:	2,015 with students from more than 70 nations worldwide.

TRU is a comprehensive university based in Kamloops welcoming international students from around the world. TRU World operates exchange programs, field schools, accreditations, joint programs and customized training programs in more than 50 countries.

TRU delivers curricula overseas through joint and accredited programs with institutional partners in China, India, Malaysia, Thailand, Singapore, and in future, Vietnam and Dubai.

TRU offers Master and Bachelor degrees as well as college diplomas, technology and trades, distance education, and ESL.

Undergraduate/Graduate Programs Offered: Key program areas include Business, Computing Science, Tourism, Science and Environmental Science, Health Sciences, Liberal Arts and Humanities, Fine Arts, Journalism, Technology and ESL.

Source: [Thompson Rivers University, 2012](#)

Closest Community and Technical Colleges

Institution	Sprott-Shaw Community College
Campus:	Kamloops
Address:	301 -340 Victoria Street
Telephone:	250-314-1122
Website:	www.sprottshaw.com
Distance from Kamloops:	Downtown
Enrolment 2008	
ESL	55
Undergrad F/T:	96

Undergraduate Programs Offered: Degree Programs include Business Administration, Pre-Master of Business Administration, and Adv. Diploma in Business Administration. Diploma & Certificate Programs include studies in Business, Health Sciences & Social Development, Trades and Applied Technology, International Studies and Accelerated Programs in Business Management and E-Commerce.

Graduate Programs Offered: N/A

Institution	Academy of Learning
Campus:	Kamloops
Address:	669 Victoria Street
Telephone:	250-372-5429
Website:	www.academyoflearning.com
Distance from Kamloops:	Downtown

Undergraduate Programs Offered: Curriculum offers career programs in Accounting, Business Administration, Customer Service, Healthcare Services, Insurance, Information Technology, Office Administration, Web and Graphic Design, Job Search/Resume Preparation.

Graduate Programs Offered: N/A

Institution	Thompson Career College
Campus:	Kamloops
Address:	774 Victoria Street
Telephone:	250-372-8211
Website:	www.thompsoncc.ca
Distance from Kamloops:	Downtown

Undergraduate Programs Offered: Pharmacy Technician, Resident Care Aide and Medical Transcription.

Graduate Programs Offered: N/A

Institution	Headhunters School of Hair & Esthetics
Campus:	Kamloops
Address:	Lansdowne Village Mall #46 – 450 Lansdowne St.
Telephone:	250-372-5375
Website:	www.headhuntershair.com
Distance from Kamloops:	Downtown

Undergraduate Programs Offered: Hairdressing, Advanced Esthetics, Nail Technology, Make-up, Waxing, and Pedicures.

Graduate Programs Offered: N/A

Institution	Interior Academy of Hair Design & Esthetics
Campus:	Kamloops
Address:	519 Victoria Street

Telephone:	250-374-5565
Website:	www.interioracademy.com
Distance from Kamloops:	Downtown

Enrolment

Full-Time: 25-45 (Continuous enrolment)

Undergraduate Programs Offered: The Interior Academy offers three full-time courses to train students in the art of hairdressing, aesthetics and nail technician.

Graduate Programs Offered: N/A

Other Training

Institution	Aboriginal Training and Employment Centre
Campus:	Kamloops
Address:	144 Brair Ave.
Telephone:	250-554-4556
Website:	www.ateckamloops.ca
Institution	LTD Consulting
Campus:	Kamloops
Address:	302-444 Victoria Street
Telephone:	250-372-5025
Website:	www.ltdconsulting.ca



Venture Kamloops

Address: 297 First Avenue, Kamloops, BC V2C 3J3

Tel: (250)828-6818

Email: info@venturekamloops.com